



TRACES

TDS Reconciliation Analysis and Correction Enabling System

# e-Tutorial

## View AIN – TAN Mapping

# Login to TRACES as PAO

The screenshot shows the TRACES login interface. At the top, there is a navigation bar with links for Home, About Us, Contact Us, e-Tutorials, Related Links, and Login. A search bar is also present. The main header features the TDS logo (Centralized Processing Cell) and the TRACES logo (TDS Reconciliation Analysis and Correction Enabling System). On the right, there is the Government of India logo and the Income Tax Department logo. Below the header, there are navigation tabs for Home and Deductors. A red banner at the top of the main content area reads: "Compliance download has been enabled on TRACES. You can register/login as taxpayer using Deductor's P/".

The login form includes the following fields and instructions:

- User Id\***: A text input field with a help icon. Annotation: "Click on help icon next to each field for more details".
- Password\***: A password input field with a help icon. Annotation: "Click on help icon next to each field for more details".
- TAN for Deductor / PAN for Tax Payer AIN for PAO\***: A text input field. Annotation: "Enter userid and password".
- Verification Code\***: A CAPTCHA image showing the text "ppm3r". Annotation: "Enter AIN".
- Enter text as in above image\***: A text input field containing "ppm3r". Annotation: "Enter the text as displayed in Verification Code".

Below the form is a "Login" button. At the bottom of the page, there are links for "Register as New User", "Forgot Password?", and "Forgot User?".

On the right side, there is a "Help" button and a "For Deductors:" section with instructions:

- For Deductors:**
  - If you are not yet registered in TRACES, you may login for first time with existing User Id & Password as provided by TIN and your TAN
  - If you are unable to login with TIN User Id & Password, please register as new user in TRACES
  - If you are already registered in TRACES, please login with your registered User Id, Password & TAN
- For Tax Payers:**
  - If you are already registered in TRACES, please login with your registered User Id (PAN), Password & PAN else register as new user
- Common Note:**
  - This website uses cookies to maintain user preference and session information. Disabling cookies in your browser might not allow you to perform certain activities

# Select the option from menu




The screenshot displays the TDS TRACES web application interface. At the top, there is a navigation bar with links for Home, About Us, Contact Us, e-Tutorials, Related Links, and Logout. A search bar is also present. The main header features the TDS logo (Centralized Processing Cell) and the TRACES logo (TDS Reconciliation Analysis and Correction Enabling System). The Government of India Income Tax Department logo is visible in the top right corner. A navigation menu includes options for My Home, Dashboard, Statement Status, Profile, and AIN-TAN Mapping (which is highlighted in blue). A Help button is also present. Below the navigation menu, a welcome message reads "Welcome Sub Treasury Office," and the login date is shown as "23-Sep-2014, 04:04 PM". The main content area is titled "AIN-TAN Mapping" and contains the instruction "Please Enter details below and click on 'Go'". A form with the following fields is displayed: AIN\* (text input with value "1000000"), TAN (text input), Month\* (dropdown menu with value "Jan"), and Financial Year\* (dropdown menu with value "--Select--"). A "Go" button is located to the right of the form. Two orange callout boxes provide instructions: one points to the "AIN-TAN Mapping" menu item with the text "Select AIN- TAN Mapping from Menu", and the other points to the form with the text "Enter the data and click on 'Go'".

# View AIN- TAN Mapping Data

Home | About Us | Contact Us | e-Tutorials | Related Links | Logout

Search In Keyword

English

My Home Dashboard Statement Status Profile AIN-TAN Mapping Help

Welcome Sub Treasury Office, Login Date: 23-Sep-2014, 04:04 PM

### AIN-TAN Mapping

Please Enter details below and click on 'Go'

AIN\* 1000000 TAN Month\* Apr Financial Year\* 2012-13 Go

#### AIN-TAN Mapping Details

AIN	TAN	Name as per TAN Master	Address as per TAN Master	TAN Name as quoted in 24G	Address as quoted in 24G
<del>1000001</del>	<del>MUMB007010</del>	<del>SUBRAMANIAM MATHURAN GANES</del>	<del>FAT NO. 05 FIRST FLOOR, NEELU APARTMENTS, AZAD STREET OFF S MUMBAI ANDHERI WEST</del>	SR.AUDITOR, GR-I. N. 24-	0 0 0 0
<del>1000001</del>	<del>MUMB007010</del>	<del>INDIA CRK PRIVATE LIMITED</del>	<del>204 SANTOSH LANE, ALMA</del>	SR.AUDITOR, GR-I. N. 24-	0 0 0 0

Details of TAN(s) as per TAN Master and 24G Statement are displayed